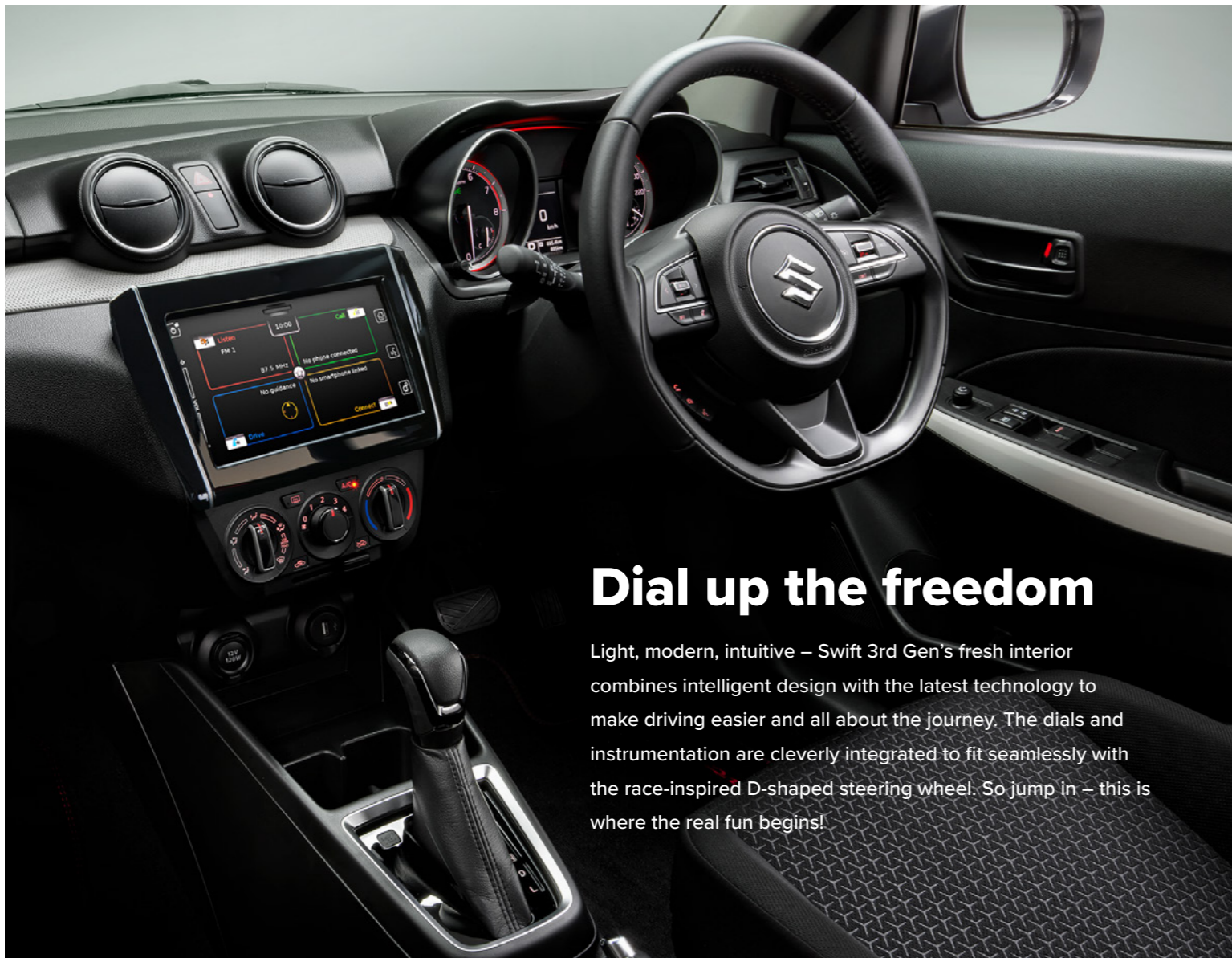


SWIFT

3RD GEN



 **SUZUKI**



Dial up the freedom

Light, modern, intuitive – Swift 3rd Gen's fresh interior combines intelligent design with the latest technology to make driving easier and all about the journey. The dials and instrumentation are cleverly integrated to fit seamlessly with the race-inspired D-shaped steering wheel. So jump in – this is where the real fun begins!



Take it up a notch

The Swift 3rd Gen delivers performance and safety you can depend on. The 6 SRS airbag system, strong HEARTECT chassis, LED daytime running lamps, speed limiter and reverse camera provide extra protection for you and your passengers. While its easy manoeuvrability, quick acceleration, and extraordinary fuel economy make it an absolute dream to drive.



MORE SPACE, MORE FUN

You'll enjoy the journey as much as the destination with the Swift 3rd Gen's cleverly designed cabin. With ample storage spaces, flexible seating and versatile luggage space, it's perfect for getaways, shopping sprees and those pick-ups and drop-offs.



USER-FRIENDLY AIR CONDITIONING

The Swift 3rd Gen is equipped with an air conditioner with pollen filter that's simple and easy to adjust to your comfort level.



CRUISE CONTROL AND SPEED LIMITER

Cruise control maintains a set speed reducing driver fatigue over long distances. The speed limiter function allows you to set a maximum speed for safe driving.



ESP

Electronic Stability Programme (ESP) helps you stay in control when you are cornering by counteracting understeer and oversteer in the Swift 3rd Gen. It also improves traction and reduces skidding whatever the road surface conditions.



6 AIRBAGS

Feel safe and secure with six airbags strategically placed to protect you and your passengers. This includes front, side, and curtain airbags, providing comprehensive coverage in the event of a collision.



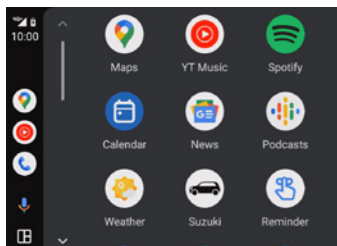
LED LIGHTING SYSTEM

A style icon from every angle, the integrated LED daytime lamps and rear combination lamps make an impact while offering high visibility.



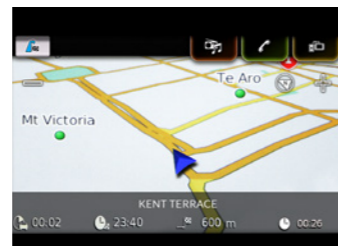
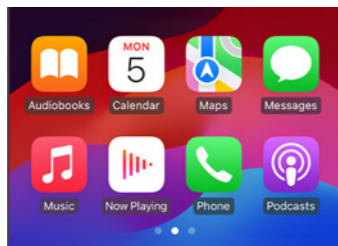
HILL HOLD CONTROL

Hill starts are easy in the Swift 3rd Gen as the brake is automatically applied until you move forward, preventing you from rolling backwards.




TOUCHSCREEN WITH ANDROID AUTO™ AND APPLE CARPLAY

The multi-media infotainment system features a high definition touchscreen with in-built smartphone connectivity through Bluetooth® and USB connection to Android Auto™ and wireless Apple CarPlay. Connect your compatible smartphone to access navigation maps, stream music and podcasts, make handsfree phone calls and voice activated texts, and use other driver-safe apps.



SATELLITE NAVIGATION

Reach your destination with confidence with the built-in satellite navigation system. Let the easy-to-follow directions guide you to places, both familiar and new.




REVERSE CAMERA

Cleverly integrated, the reverse camera helps you park and reverse safely without having to twist around in your seat.

LIGHTWEIGHT AND STRONG PLATFORM

The Swift 3rd Gen's HEARTECT platform features a state-of-the-art, high-rigidity frame with a smooth continuous shape that effectively disperses impact energy in a collision. Fewer joints and the use of high-tensile steel dramatically reduces the vehicle weight; improving performance and fuel consumption.



Specifications

INFOTAINMENT	GL AUTO
Touchscreen infotainment	●
Satellite navigation	●
Four speaker Tuner/MP3/WMA	●
Bluetooth®	●
Smartphone connectivity	●
Android Auto™ and Apple Carplay®	●
USB input	●

INSTRUMENT PANEL		
Tachometer		●
Information display	Digital clock	●
	Fuel consumption (instant, average, range)	●
	Gear position indicator	●
	Digital speed (running, average)	●
Lights-on and key reminder		●
Door ajar warning indicator		●
Seatbelt reminder for all seating positions		●
Fuel warning indicator		●

INTERIOR		
Air conditioning with pollen filter		●
Remote entry with hazard answer-back		●
Steering wheel	Leather covered	●
	Cruise, speed limiter, phone and audio controls	●
	Tilt adjustable	●
Electric windows		●
Driver's side seat height adjuster		●
60:40 split-folding rear seats		●
Adjustable head restraints x 5		●
Assist grips x 3		●
Instrument panel accent with white dimple		●
Fabric seat upholstery		●
3-position cabin lights (on, off, fade)		●
Vanity mirror on both sides		●
Front door storage pockets and armrests		●
Front seatback pocket on passenger's side		●
Drink holders x 7		●
Removable luggage area cover		●
Luggage area light		●
Remote fuel lid opener		●

EXTERIOR		
Chrome front grille accent		●
Privacy glass (rear passenger and hatch)		●
Wheels	16-inch silver painted alloys	●
	LED daytime running lamps	●
Headlamps	Halogen multireflector	●
Front fog lamps		●
Door mirrors	Electrically adjustable	●
Windscreen wipers	2-speed with variable intermittent and washer	●
	Rear wiper with intermittent and washer	●
Rear window demister		●
Rear centre aerial		●
Electromagnetic tailgate opener		●

ESP® is a registered trademark of Daimler AG. Bluetooth® is a registered trademark of Bluetooth SIG, Inc. For more details including iPhone models compatible with Apple CarPlay, see: www.apple.com/ios/carplay. Apple, Apple CarPlay and iPhone are trademarks of Apple Inc., registered in the U.S. and other countries. Android Auto requires the Android Auto app from Google Play, and an Android compatible smartphone running Android™ 5.0 Lollipop or higher: www.support.google.com/androidauto. Android and Android Auto are trademarks of Google LLC.

*Fuel consumption will vary due to factors such as vehicle condition, driving style and traffic conditions.

SAFETY & SECURITY	GL AUTO
5 year extensive warranty programme	●
5 year roadside assistance	●
Reverse camera	●
Speed limiter	●
Hill hold control	●
Electronic Stability Programme (ESP®)	●
ABS with EBD and brake assist	●
Brake override system	●
Side impact beams	●
Collapsible steering column	●
Brake and clutch decoupling mechanism	●
Dual front SRS airbags	●
Driver and passenger side SRS airbags	●
Front and rear curtain SRS airbags	●
Height adjustable seatbelt anchorages (front)	●
Front 3-point ELR seatbelts with pretensioners and force limiters	●
Rear 3-point ELR seatbelts with pretensioners x 2 and force limiters x 3	●
ISOFIX child seat anchorages x 2 and tether anchorages x 3	●
Child-proof rear door locks	●
Engine immobiliser	●
Shift lock & key interlock	●

DIMENSIONS AND WEIGHTS		GL AUTO	
Overall length	mm	3,845	
Overall width	mm	1,735	
Overall height	mm	1,495	
Wheelbase	mm	2,450	
Tread	Front	mm	1,520
	Rear	mm	1,520
Ground clearance	mm	120	
Minimum turning radius	m	4.8	
Curb weight	min. kg	905	
Gross vehicle weight	kg	1,365	

ENGINE AND TRANSMISSION		
Type		K12C with VVT
Number of cylinders / valves		4 / 16
Piston displacement	cm3	1,242
Bore stroke	mm	73.0 x 74.2
Compression ratio		12.5:1
Maximum output	kW	66@6,000 rpm
Maximum torque	nM	120@4,000 rpm
Fuel distribution		Multipoint injection
Fuel type		91RON
Fuel economy*	Combined L/100 km	4.8 NEDC (5.3 3P-WLTP)
CO ₂ emissions	Combined g/km	110 NEDC (122 3P-WLTP)
Transmission		CVT Auto

CHASSIS		
Steering		Electric power assisted rack and pinion
Brakes	Front	Ventilated discs
	Rear	Drum leading & trailing
Suspension	Front	MacPherson strut and coil spring
	Rear	Torsion beam and coil spring
Tyres		185/55R16

CAPACITY		
Seating capacity	Persons	5
Luggage capacity (VDA method)	Rear seats folded	556 Litres
	Rear seats raised	242 Litres
Fuel tank capacity		37 Litres



For more info on our Real Value 3 year/100,000 km comprehensive warranty, 5 year/100,000 km powertrain warranty, PLUS a full 5 year roadside assistance plan, visit www.suzuki.co.nz

