

# **JIMNY**

**3-DOOR**



 **SUZUKI**

# ONLY JIMNY

No other compact 4x4 has the features, the heritage, or the experience of the legendary Suzuki Jimny. For more than 50 years, this 4WD has been carving out a reputation as one of the toughest, most tenacious off-roaders out there. With its rigid ladder frame, high ground clearance and ALLGRIP PRO drive system, the Jimny stays true to its origins of uncompromising off-road ability.



## TWO TONE SIERRA ONLY



Kinetic Yellow with Bluish Black Pearl 3 (DG5)



Brisk Blue with Bluish Black Pearl 3 (CZW)



Chiffon Ivory Metallic with Bluish Black Pearl 3 (2BW)



Jungle Green (ZJC)



Bluish Black Pearl 3 (ZJ3)



Medium Grey (ZVL)



Silky Silver (Z2S)



White Pearl (ZVR)



# CAPABLE IN THE EXTREME

The Jimny is tough enough to take on the harshest conditions and most extreme environments New Zealand has to offer. Lightweight and seriously capable, the Jimny is equipped with Suzuki's ALLGRIP PRO 4WD system and a full ladder chassis allowing you to get into the heart of the wilderness.

## ALLGRIP PRO



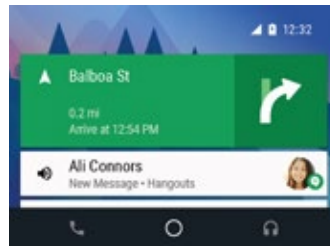
# PURPOSEFUL. PRACTICAL. PROFESSIONAL.

Unleash your spirit of adventure and get ready to explore. Inside the Jimny's down-to-earth design, you'll discover robust surfaces, sensible storage spaces and a flat rear luggage area at the ready. Everything you need – connectivity, entertainment and information are at your fingertips, so every minute on and off the road, is enjoyed without distraction.



### INFRARED TOUCHSCREEN

The multi-media infotainment system features a high definition, infrared touchscreen with in-built smartphone connectivity through Bluetooth® and USB connection. Enjoy easy fingertip command even while wearing gloves.



### ANDROID AUTO™ AND APPLE CARPLAY

Connect your compatible smartphone via Android Auto™ or Apple CarPlay to access navigation maps, play music and podcasts, make handsfree phone calls and voice activated texts, and use other driving safe apps.



### CRUISE CONTROL AND SPEED LIMITER

Use the cruise control to set a fixed speed for more efficient driving and to help reduce driver fatigue over long distances. For safe and more controlled driving, set a maximum speed with the speed limiter.



### CLIMATE CONTROL AIR CONDITIONING

A high-contrast LCD display makes it easy to set the climate control air conditioning to your preferred comfort level (Sierra). There's even a special pollen filter that removes dust and other particles so you can breathe easy.



### PART TIME 4WD WITH LOW RANGE TRANSFER GEAR

On-road. Off-road. No road. The Jimny has the torque and traction for every situation. On paved surfaces, 2H (2WD) mode offers a smooth, quiet ride with maximum fuel-efficiency. On flat dirt roads or in the snow 4H gives you 4WD traction combined with higher speeds. When the going gets really tough there's 4L mode for maximum torque and traction.

### 3-LINK RIGID AXLE WITH COIL SPRING SUSPENSION

When you want to take on the rough stuff you need full-width rigid axles in both the front and rear, and the Jimny delivers. As an obstacle pushes one wheel up, the axle presses the other wheel down to increase tyre contact and traction. Whatever lies in your path – mud, loose rocks, slippery roots, Jimny's go-anywhere ability is legendary.

### RIGID LADDER FRAME

Continuing from the very first generation, the Jimny features a robust ladder frame for everyday comfort on the road, and solid driving stability off the road.

### HILL HOLD AND HILL DESCENT CONTROL

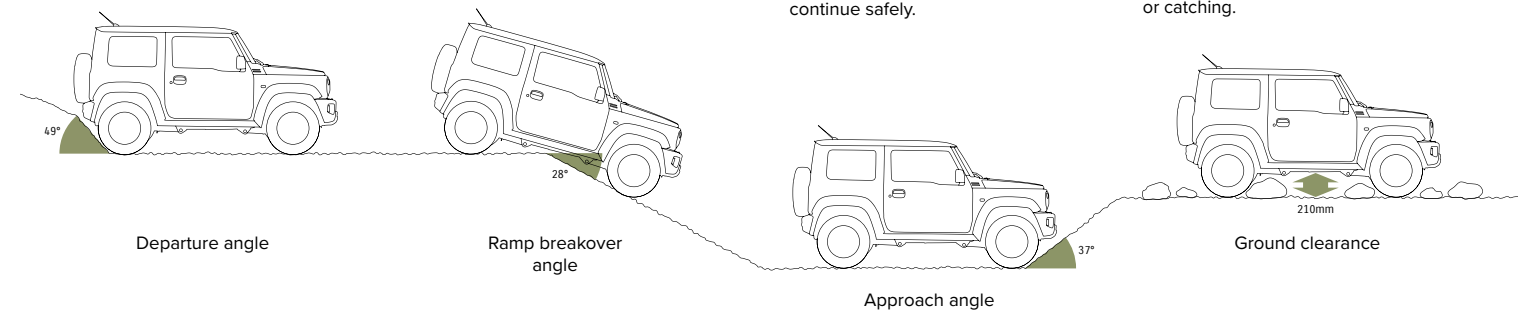
Hill starts are easy with hill hold control, and for tricky descents, the hill descent control system automatically applies braking to maintain a fixed speed so you can concentrate on steering without using the brakes or clutch.

### BRAKE LSD TRACTION CONTROL

Cover slippery ground with confidence. If two diagonal wheels lose grip while on slippery surfaces, the limited-slip differential traction control automatically brakes the slipping wheels and redistributes torque to the other two wheels, allowing the Jimny to continue safely.

### AMPLE BODY ANGLES AND CLEARANCE

The Jimny lets you explore to the limit with generous approach, ramp breakover, and departure angles. Its high ground clearance lets you take on the steepest slopes, sharpest descents and gnarliest obstacles without scraping or catching.



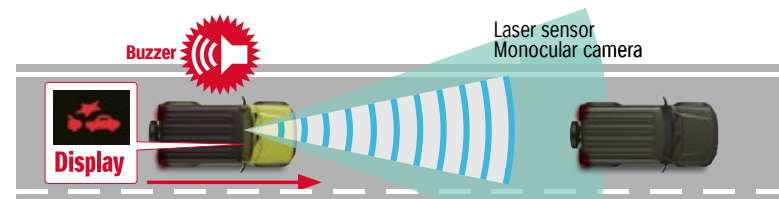
# GO SAFELY AND EXPLORE

Safety is important whether you're commuting in the city or toughing it out in the middle of nowhere. The Jimny offers comprehensive protection with 6 SRS airbags, automatic headlamps and daytime running lamps, and the added confidence of Suzuki Safety Support – a suite of preventative safety features designed to detect potential accidents and help avoid them.



## DUAL SENSOR BRAKE SUPPORT (DSBS)

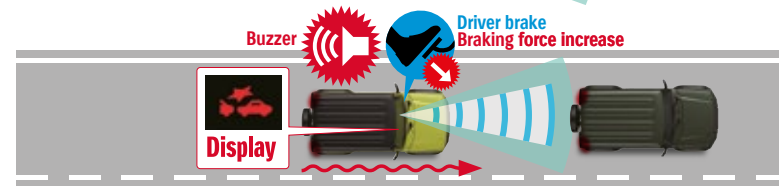
The Jimny features a forward detection system using a monocular camera and a laser sensor attached to the windshield. The monocular camera excels at mid-to-long distance detection and pedestrian recognition while the laser sensor excels at short distance and night-time detection.\*



1. Alerts the driver with an audio warning and visual warning.

## LANE DEPARTURE WARNING

Should you unintentionally stray from your lane while driving at 60km/h or faster, this feature is designed to vibrate the Jimny's steering wheel and issue a visual warning to encourage safer driving.\*



2. Deploys brake assist to increase braking force if the risk of collision is high and the driver panic brakes.

## WEAVING ALERT

This system calculates your driving pattern and issues audio and visual warnings if it detects you're 'wandering' due to driver fatigue, for example.\*



3. Applies strong automatic braking if the risk of collision increases even more.

## HIGH BEAM ASSIST

At 40 km/h or faster, Jimny's high beam assist can automatically switch the headlights between high and low beam depending on the presence of other vehicles and the lighting environment.

## 6 AIRBAGS

Jimny features six airbags for the driver and passenger seats including SRS front, side, and curtain airbags for safety and protection.

\*Please do not rely on the monocular camera and laser sensor. It is only an aid and the ability to detect obstacles and lanes, and control the vehicle is limited. Always drive safely.

# Specifications

INFOTAINMENT		JX CARRY	JXN CARRY	SIERRA
Touchscreen		-	●	●
Two speaker Tuner/MP3/WMA/CD		●	-	-
Two speaker Tuner/MP3/WMA		-	●	●
Bluetooth®		●	●	●
USB input		●	●	●
Smartphone connectivity		-	●	●
Apple CarPlay & Android Auto™		-	-	●
Smartphone connected navigation		-	●	●

INSTRUMENT PANEL		JX/JXN CARRY	SIERRA
Tachometer		●	●
Information display	Digital clock	●	●
	Outside temperature gauge	●	●
	Fuel consumption (instant, average, range)	●	●
	Gear position indicator	-	AUTO
Lights-on and key reminder		●	●
Door-ajar warning indicator		●	●
Seatbelt reminder for all seating positions		●	●

INTERIOR		JX/JXN CARRY	SIERRA
Air conditioning	Manual with pollen filter	●	-
	Climate control with pollen filter	-	●
Remote entry with hazard answer-back		●	●
Steering wheel	Leather covered	-	●
	Cruise, speed limiter, phone, and audio controls	●	●
	Tilt adjustable	●	●
Front electric windows		●	●
50:50 split folding rear seats with resin-coated backs		-	●
Adjustable head restraints		2	4
Assist grips x 3		●	●
Sun visors		●	●
Ticket holder and vanity mirror on both sides		-	●
Day/night rear view mirror		●	●
Fabric seat upholstery		●	●
3 position cabin lights		●	●
Front door storage pockets/armrests		●	●
Front seatback pocket on passenger's side		●	●
Drink holders x 2		●	●
Luggage area under-floor storage box		●	●
Luggage area light		-	●
Luggage hook screw holes x 4		●	●
Utility screw holes x 10		●	●
12 V accessory socket	Front	●	●
	Rear	-	●

EXTERIOR		JX/JXN CARRY	SIERRA
Styling	Wheel arch extensions	●	●
	Drip rails	●	●
	Hard spare wheel half cover	●	●
Privacy glass (rear windows and rear door)		-	●
Wheels	15-inch black steel	●	-
	15-inch alloy	-	●
	Full size spare	●	●
Headlamps	Halogen multi-reflector	●	-
	LED projector	-	●
	Auto levelling	-	●
	Auto light-sensing	●	●
	Lamp washers	-	●
	Daytime running lamps	●	●
Front fog lamps		-	●
Mirrors	Electrically adjustable	●	●
	Electrically folding	-	●
2-speed wipers with intermittent and washer		●	●
Rear window demister and wiper with washer		●	●

SAFETY AND SECURITY		JX/JXN CARRY	SIERRA
5 year extensive warranty programme		●	●
5 year roadside assistance		●	●
Cruise control		●	●
Dual Sensor Brake Support		●	●
Lane departure warning		●	●
Weaving alert		●	●
Speed limiter		●	●
Hill hold control		●	●
Hill descent control		●	●
Brake LSD control		●	●
High beam assist		●	●
Emergency stop signal		●	●
Guide Me light		●	●
High mounted stop lamp		●	●
ABS with EBD and Brake assist		●	●
Electronic Stability Programme (ESP®)		●	●
Brake override system		●	●
Shift lock and key interlock		-	AUTO
Side impact beams		●	●
Collapsible steering column		●	●
Brake and clutch decoupling mechanism		●	●
6 SRS airbags (front, side and curtain)		●	●
Seat belts	Front 3-point ELR with pretensioners and force limiters	●	●
	Rear 3-point ELR with pretensioners and force limiters x 2	-	●
ISOFIX child seat anchorages x 2		-	●
Engine immobiliser		●	●

CAPACITY			JX/JXN CARRY	SIERRA
Seating capacity	Persons		2	4
Luggage capacity (VDA method)	Rear seats folded	Litres	-	377
	Rear seats raised	Litres	-	85
Carrying capacity	Rear loadspace	kg	265	-
Fuel tank capacity		Litres		40
Towing capacity	Unbraked / Braked	kg		500 / 950

DIMENSIONS AND WEIGHTS		MANUAL	AUTO
Overall length	mm		3,480
Overall length (incl. spare wheel)	mm		3,645
Overall width	mm		1,645
Overall height	mm		1,720
Wheelbase	mm		2,250
Tread	Front	mm	1,395
	Rear	mm	1,405
Ground clearance	mm		210
Approach angle	deg		37
Ramp break-over angle	deg		28
Departure angle	deg		49
Minimum turning radius	m		4.9
Curb weight	min. kg	1,095	1,110
Gross vehicle weight	kg		1,435

ENGINE AND TRANSMISSION			
Type			K15B
Number of cylinders / valves			4 / 16
Piston displacement	cm3		1,462
Maximum output	kW		75@6,000 rpm
Maximum torque	Nm		130@4,000 rpm
Fuel distribution			Multi-point injection
Fuel type			91-98RON
Fuel economy*	Combined	L/100 km	6.4 NEDC (7.1 3P-WLTP) 6.9 NEDC (7.7 3P-WLTP)
CO2 emissions	Combined	g/km	146 NEDC (162 3P-WLTP) 158 NEDC (176 3P-WLTP)
Transmission			5-speed Manual 4-stage Auto

CHASSIS		
Steering		Recirculating ball
Brakes	Front	Solid disc
	Rear	Drum, leading and trailing
Suspension	Front	3-link rigid axle with coil spring
	Rear	3-link rigid axle with coil spring
Tyres		195/80R15

\*Fuel consumption will vary due to factors such as vehicle condition, driving style and traffic conditions.

ESP® is a registered trademark of Daimler AG. Bluetooth® is a registered trademark of Bluetooth SIG, Inc. For more details including iPhone models compatible with Apple CarPlay, see: www.apple.com/ios/carplay. Apple, Apple CarPlay and iPhone are trademarks of Apple Inc., registered in the U.S. and other countries. Android Auto requires the Android Auto app from Google Play, and an Android compatible smartphone running Android™ 5.0 Lollipop or higher: www.support.google.com/androidauto. Android and Android Auto are trademarks of Google LLC.



# A little goes a loooooong way

At Suzuki we make it easy to own and enjoy your new car every day. Not only are Suzuki cars and SUVs economical – they are affordable, safe and sooooo much fun to drive. With our advanced small engine technology and innovative design, you'll get loads of value without compromising performance.

## 5 YEAR WARRANTY PACKAGE


Suzuki's comprehensive 3 year/100,000 km new vehicle warranty covers your entire vehicle for the most important part of its lifecycle, and includes an additional 2 year powertrain warranty extension for a total of 5 years worry-free motoring.

## 5 YEAR SUZUKI ASSIST

With one of New Zealand's most comprehensive roadside assistance programmes, you are covered all day, every day for 5 years from when you first buy your Suzuki – no matter how many kilometres you travel.



### SUPPORTING OUR COMMUNITY



SUZUKI NEW ZEALAND LIMITED 1 HEADS ROAD, WHANGANUI. [WWW.SUZUKI.CO.NZ](http://WWW.SUZUKI.CO.NZ)

Standard and optional equipment available may vary from time to time. Some international models illustrated – please enquire at your Suzuki dealer for exact specifications. Suzuki New Zealand Ltd reserves the right to change, without notice, prices, colours, materials, equipment, specifications and models, and also to discontinue models. SZA1502 March 2024.