



*Apple and the Apple logo are trademarks of Apple Inc., registered in the U.S. and other countries. App Store is a service mark of Apple Inc., registered in the U.S. and other countries.
*iOS is a trademark or registered trademark of Cisco in the U.S. and other countries and is used under license.
*Google Play and the Google Play logo are trademarks of Google LLC.
*Android is a trademark of Google LLC.
*The Bluetooth® word mark and logos are registered trademarks owned by Bluetooth SIG, Inc. and any use of such marks by BOSCH is under license. Other trademarks and trade names are those of their respective owners.
*Third-party apps are not under our control, and we are not responsible for their content or privacy policies.
*Suzuki cannot guarantee proper operation of third-party apps.
*Some third-party offerings are paid apps. Please confirm that before installing new apps.
*Please refer to the respective terms of use when installing and using third-party apps.
*Some third-party apps may not be installable or may appear differently depending on the country or region, or on the OS or system version.

This photo includes an optional accessory.

Standard and optional equipment available may vary for individual markets. Please enquire at your dealers, as specifications and illustrations may refer to models not available in your region. SUZUKI MOTOR CORPORATION reserves the right to change, without notice, prices, colours, materials, equipment, specifications and models, and also to discontinue models.

All photographs in this leaflet were taken with relevant permission. Images of the vehicles without number plates on public roads are composite photos.

- Always wear a helmet, eye protection and protective clothing.
- Enjoy riding safely.
- Read your Owner's Manual carefully.
- Never ride under the influence of alcohol or other drugs.



Suzuki's "Way of Life!" is the heart of our brand - every Suzuki vehicle, motorcycle and outboard motor is built to create excitement so customers can enjoy everyday life.

SUZUKI

SUZUKI MOTOR CORPORATION
300 Takatsuka-cho, Minami-ku, Hamamatsu-shi, Shizuoka 432-8611 Japan
www.globalsuzuki.com

GSX-S1000GT (GSX-S1000TRQ) M2 Product Information
99999-A0037-221 Sep. '21



SUZUKI

GSX-S 1000 GT

* This photo includes an optional accessory.

GT Riding Pleasure Personified

Comfort, controllability, connectivity, and eye-catching style combine with commanding large-displacement performance to deliver a sport touring experience worthy of the GT (Grand Tourer) appellation. No matter whether you prefer high-speed runs on long, open straights or negotiating winding roads. No matter if you ride alone or prefer the company of a passenger. No matter how far you ride. No matter how reliant on smartphone connectivity you may be. And no matter how much gear you may wish to carry along. The GSX-S1000GT is designed to make your destination secondary to the pleasure of the journey itself.

CONTENTS

Intelligent Control Personified	3
Grand Performance	5
Leading the Connected Generation	7
The Smart Sports Tourer	9
Further Enhance Your Own GT Experience	11
Take Your Time and Fully Enjoy the GT Riding Experience	13
Color Variations / Specifications	14

Intelligent Control Personified



The **Suzuki Intelligent Ride System (S.I.R.S.)** introduces a collection of advanced electronic systems that let you optimize performance characteristics to best suit your riding style or level of riding experience, enhance operation, and help free you to concentrate on the ride. S.I.R.S. brings greater confidence and pleasure by making the new GT more controllable, more predictable, and less tiring, whether touring for long distances or enjoying a ride on your local streets.

Ride-by-wire Electronic Throttle System

Not only is this new cable-free system simpler, lighter and more compact than a mechanical throttle, it provides light, natural, linear response to throttle operation. Precision control over throttle valve action, as realized by leveraging the onboard 32-bit ECM, also makes it possible to introduce other advanced systems that enhance riding ease and controllability.

Cruise Control System

Cruise control is a convenient new system that lets you maintain a set speed without operating the throttle. This helps reduce fatigue when touring long distances, particularly when travelling at constant speed on highways. You can easily adjust the speed setting up or down using the (+/-) select switch on the left handlebar and confirm the current setting on the TFT LCD instrument screen by pressing the left handlebar switch's RES button. Cruise Control can be set at speeds between 30km/h to 180km/h while riding above 2,000rpm in second gear or higher.



Cruise control system switch

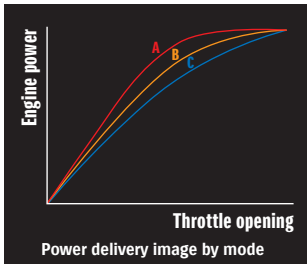


This photo includes an optional accessory.

Suzuki Drive Mode Selector (SDMS)

Suzuki Drive Mode Selector lets you select freely between three different output characteristic modes. While all three ultimately deliver maximum engine output, finer control over the level of throttle response and torque characteristics when accelerating empowers you to maximize the GT's capabilities and best match varying riding conditions or your preferences. The result is greater confidence and riding pleasure, whether touring long distances with a full load of gear and a passenger on the back or enjoying a sporty run on your own.

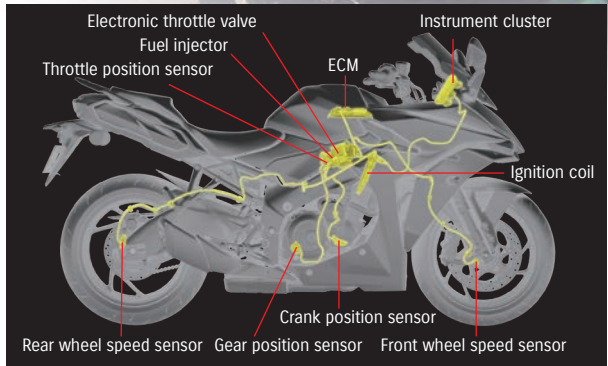
Mode A (Active)	Sharp throttle response and exciting acceleration as you open the throttle makes this mode good for enjoying sporty runs on winding roads in fair weather.
Mode B (Basic)	Softer, more linear throttle response aims to make the bike more controllable and more comfortable on long touring runs or when riding around town.
Mode C (Comfort)	Yet softer response and gentler power delivery as you open the throttle make the GT more obedient and controllable when touring, when riding with a passenger, when riding on wet or slippery roads, and when you want to relax and enjoy riding home after a long outing.



Suzuki Traction Control System (STCS)

The GT's new 5-mode traction control system (+OFF setting) is designed to provide greater stability for confident control with less stress and fatigue. Fine incremental mode settings allow the system to better fit the diverse riding conditions under which a grand tourer is expected to excel, whether riding alone or with a passenger, whether carrying a load of gear, or riding in inclement weather. The higher number the mode selected, the faster the control takes effect and the more proactive the system is in limiting wheel spin.

Note: The Traction Control System is not a substitute for the rider's throttle control. It cannot prevent loss of traction due to excessive speed when the rider enters a turn and/or applies the brakes. Neither can it prevent the front wheel from losing grip



This photo includes an optional accessory.

Bi-directional Quick Shift System

This distinctive standard-equipment feature lets you shift up or down without operating the clutch lever. When activated, the system delivers clean, smooth upshifts with almost uninterrupted acceleration. Downshifts are also quick and smooth, thanks in part to automatic hands-free blipping and engine braking working in harmony to create a more satisfying experience.

Low RPM Assist

Employs TI-ISC (Throttle-body Integrated Idle Speed Control) to seamlessly boost engine speed and suppress engine stalls when pulling away from a standing start or riding at low speeds. Low RPM Assist helps ensure better control and operation in stop-and-go traffic and works in harmony with the Suzuki Clutch Assist System (SCAS) to realize even smoother and easier starts.

Suzuki Easy Start System

With Suzuki Easy Start, one quick press of the starter button lets you start the engine without pulling in the clutch lever, and the starter motor automatically disengages the instant the engine fires up. As a function used on every outing, this system makes your riding experience all the more pleasurable and convenient.

Grand Performance



Pure Power and Reliability to go the Distance

The new GT is powered by a high-performance 999cm³ four-stroke DOHC liquid-cooled inline-four engine developed to realize the ideal a true grand touring riding experience. The engine underwent a thorough review and updates to increase power output and achieve an even better balance of overall performance, all while satisfying Euro 5 emissions standards. The new version delivers superbike-level performance while minimizing vibration to make riding more exciting, more comfortable and less tiring, whether travelling long distances on the highway or enjoying a ride around town. Its broad, smooth torque curve featuring greater cumulative torque production consistently delivers abundant power throughout the engine's operating range and makes this grand tourer equally adept at street riding as it is at high-speed long-distance touring, even under load when carrying gear and a passenger on the back.



A Chassis Engineered for Real-World Enjoyment

The new GT delivers nimble handling and confidence-inspiring controllability, whether out touring long distances on the highway, negotiating twisty mountain roads, or simply enjoying its sporty performance on city streets. Every component of the chassis and running gear is engineered to bring you just the right balance of agility, stability and comfort for a true grand touring experience. At the core is the compact, lightweight chassis design. The rigid twin-spar aluminum frame and ruggedly braced aluminum-alloy swingarm are key to great road holding ability that will go the distance, even when carrying a passenger and a full load of gear. Fully adjustable ø43mm KYB inverted front forks and link-type rear suspension combine agility and stability with a ride that is sporty yet plush. Carrying all this to the road surface in harmony with the suspension settings are six-spoke cast aluminum wheels fitted with new Dunlop SPORTMAX Roadsport 2 radial tires designed specifically for the GSX-S1000GT. The tires adopt an updated internal construction with a carcass that is custom-engineered exclusively for the GT and tuned to deliver just the right level of rigidity to match its weight and the riding conditions under which it will be used. Also introducing a new compound and optimized tread pattern, these new tires enhance grip in wet conditions warm up faster, and achieve better wear resistance.

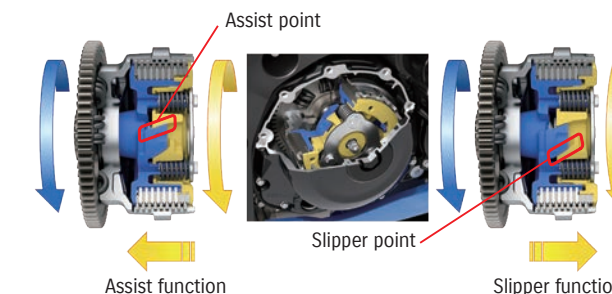
Comfortable upright riding position

Extended handlebar length and grips position closer to your body gives you greater control over steering and makes the bars more comfortable to hold. The result is reduced fatigue when touring long distances or enjoying a sporty run. This combines with a new seat design and long distance between the seat and footrests to realize an upright riding position that offers relaxing comfort on those long rides.

Suzuki Clutch Assist System (SCAS)

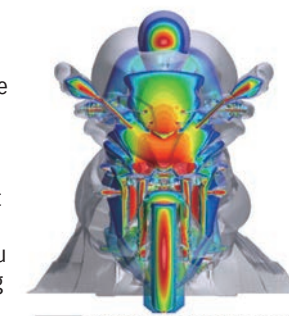
The new GT complements its slipper clutch, which helps provide smoother deceleration when downshifting, with a new assist function that increases the clutch's clamping force under acceleration to allow the introduction of softer springs. The result is a light touch to clutch lever operation that helps reduce left hand fatigue on long rides, especially when caught in busy traffic.

Suzuki Clutch Assist System cam operation diagram



Aerodynamics and wind protection

The GT's new front cowl, windscreen and mirrors are all meticulously designed and extensively tested to achieve the level of aerodynamic efficiency and wind protection that is critically important to meeting the demands of high-speed touring, both in terms of dynamic performance and relaxing comfort. Design priorities for the new windscreen focused keenly on maximizing wind protection, but also to keep the form as compact and attractive as possible. In addition to deflecting wind away from your head, folds introduced along the sides help protect your shoulders and knees. The attractive new cowl-mounted mirrors and mirror stays streamline the flow of air and soften the force of wind that strikes your knuckles and hands for greater comfort and protection on those long rides. The design also reduces the amount of required eye movement, so helps make touring even more relaxing and less tiring. The comfort and reduced fatigue that results from protection against wind, rain and cold better enable you to concentrate on riding so you can fully enjoy the GT's outstanding performance on those long rides.



■ : Simulation of wind protection coverage



These photos include optional accessories.

Leading the Connected Generation

6.5-inch Full-color Multi-information display

Developed specifically as a large Multi-information display for use on motorcycles, the GT's new-generation TFT LCD panel features an anti-reflective coating for improved visibility in bright light and a scratch-resistant surface. Another standout feature is smartphone connectivity that lets you access a variety of apps and functions that bring greater convenience, functionality and fun to your riding experience.

In addition to day and night mode presentation schemes and adjustable brightness, the screen's custom display features butter-smooth tachometer movement and exclusive graphics. A brief custom animation that plays when the ignition key is turned on adds a unique playful touch.



Day mode



Night mode

*All lights and indicators are illuminated in the photo for illustrative purposes.



SUZUKI mySPIN

Simply install the free SUZUKI mySPIN app and connect your smartphone to transfer its display to the GT's large full-color TFT LCD screen where you can view the contents of your phone, contacts, calendar, music and map apps. You can also install a selection of supported third-party apps optimized for use by motorcycle riders and take advantage of additional services that bring greater convenience and fun to the touring experience. These include navigation, rider assistance, music streaming, tracking, route sharing, and weather information services. SUZUKI mySPIN is compatible with iOS and Android™.

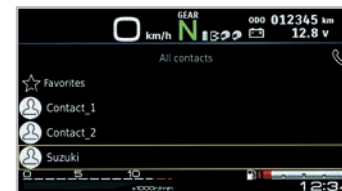


SUZUKI mySPIN's five core functions



Contacts

The system can notify you who is calling on the TFT LCD screen by accessing the contacts on your smartphone. It can also use your contacts list to place calls.



Phone

You can place or receive phone calls using a Bluetooth® headset. Adding to the convenience, there is no need to pull over and stop to use the phone functions.



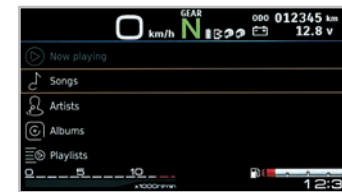
Maps

Display your current location on the TFT LCD screen and zoom in or out using the switches on the left handlebar. You can also search for destinations and display simple routing suggestions.



Music

You can listen to music from your smartphone's music library through a Bluetooth® headset. You can select tracks and control audio (volume, play/pause, skip forward or skip backward) via switches on the GT's left handlebar. There is no need to directly access the phone. You can also add a level of fun to touring by sharing audio playback with your passenger.



Calendar

Display your calendar on the TFT LCD screen and check scheduled events and reminders.



*Headsets sold separately.

*Smartphone screen images in this document were prepared using iOS 13.5, so may differ visually when using a different OS or system version.

*App operation was confirmed under specific conditions. Depending on the OS and system version, some apps may not operate properly or functions may be limited to ensure safe operation.

The Smart Sports Tourer



This photo includes an optional accessory.

Sharp lines. A radical new face featuring a low-slung nose. Fit and finish that exudes beauty and quality. Every aspect of the design visually expresses what you expect of a grand tourer, from superbike performance potential to the sophistication of aerodynamic efficiency, advanced control systems, and smartphone connectivity. Whether touring long distances fully loaded with a passenger on the back or popping out for an exciting solo ride, the GT is the ride you have been looking for. It's a true GT Tour de Force.

Engineering to minimize vibration for an even smoother, more relaxing ride

No effort has been spared in designing the GT to isolate you and your passenger from vibration that might otherwise be transmitted from the engine or chassis.

The GT adopts a new floating handlebar design that introduces rubber mounts in the top bridge and brackets to lessen the amount of vibration transmitted to your hands.

Special care went into designing the thickness, shape and size of the new rider and pillion seats, and both seats are covered in a new material that provides positive grip. New grab bars at the back of the pillion seat further contribute to passenger comfort.

One additional example is the vibration-absorbing rubber that covers the aluminum footrest pegs.



Keeping You Connected

Connect your smartphone (iOS or Android™) via USB, Wireless LAN or Bluetooth®, and charge it using the dedicated USB outlet on the left side of the TFT LCD panel. Switches on the left handlebar realize easy, intuitive control over apps and functions.



Left handlebar switch



USB outlet



This photo includes an optional accessory.

LED Headlights

A pair of new LED headlights clearly illuminates the road and shoulders ahead. Their distinctive hexagonal shape and horizontal layout combine with the sharp nose of the cowl to create a look of advanced styling and a new face for Suzuki motorcycles.



19L Fuel Tank

The increased capacity of the attractive new 19L fuel tank combines with the GT's excellent fuel efficiency to help extend riding range and reduce the number of refueling stops you will have to make.



LED Tail Light and Turn Signal

The new rear LED combination light and turn signals feature high visibility and long life, and a design that emphasizes stylish lines of the compact tail section.



Further Enhance Your Own GT Experience

Genuine accessories represent a fun and practical way to freely customize and personalize the look of your ride and enhance your touring experience

Side case set

Available as an optional accessory, this set of side cases is custom-designed to help you further expand your horizons. While offering spacious storage capacity to carry the gear you need when touring, they feature a compact design that matches the GT's sharp, futuristic looks. Each is capable of accommodating a full-face helmet and features a quick-release key mechanism for easy mounting and removal. The side cases are thoroughly tested to be extremely rigid, durable and watertight.



Side case bracket set

Dedicated mounting clips for the optional side cases realize an integrated design that blends seamlessly with the GT's styling.

*The Side case bracket set, Lock set and Side case garnish set must also be purchased in order to mount and use the side cases.
*Max loading 5kg and case capacity 36L each
*Helmets of certain shapes may not fit in the side cases.
*Helmets are shown for illustrative purpose only.



Touring screen

No effort was spared in engineering this optional screen to combine maximum wind protection and visibility with smart design sense. Subjected to rigorous wind tunnel and actual on-road testing, the screen is crafted to make touring even more enjoyable and comfortable.

*Max speed 130km/h (Please use this item in the speed less than 130km/h)
*Maximum load capacity: 2.5kg

These photos include optional accessories.

Take Your Time and Fully Enjoy the GT Riding Experience

Whether you want to load up and take a long trip with a special friend on the back.
Whether you want to head out and enjoy a sporty run on a sunny afternoon.
Whether you simply want to ride to the local café and meet some friends.
Whatever your intended purpose, you deserve the breathtaking performance, the nimble handling, the reassuring controllability, the comfort, the pleasure and the resounding sense of satisfaction that is the Suzuki GT riding experience.



COLOR VARIATIONS



Metallic Triton Blue (YSF)



Metallic Reflective Blue (QT8)



Glass Sparkle Black (YVB)

SPECIFICATIONS

Overall length	2,140 mm (84.3 in.)	
Overall width	825 mm (32.5 in.)	
Overall height	1,215 mm (47.8 in.)	
Wheelbase	1,460 mm (57.5 in.)	
Ground clearance	140 mm (5.5 in.)	
Seat height	810 mm (31.9 in.)	
Curb weight	226 kg (498 lbs.)	
Engine type	4-stroke, 4-cylinder, liquid-cooled, DOHC	
Engine displacement	999 cm³ (61.0 cu. in.)	
Bore x stroke	73.4 mm x 59.0 mm (2.9 in. x 2.3 in.)	
Compression ratio	12.2 : 1	
Fuel system	Fuel injection	
Starter system	Electric	
Lubrication system	Wet sump	
Transmission	6-speed constant mesh	
Suspension	Front	Inverted telescopic, coil spring, oil damped
	Rear	Link type, coil spring, oil damped
Rake / trail	25° / 100 mm (3.9 in.)	
Brakes	Front	Disc, twin
	Rear	Disc
Tires	Front	120/70ZR17M/C (58W), tubeless
	Rear	190/50ZR17M/C (73W), tubeless
Ignition system	Electronic ignition (transistorized)	
Fuel tank capacity	19.0 L (5.0 / 4.2 US/Imp gal)	
Oil capacity (overhaul)	3.4 L (3.6 / 3.0 US/Imp qt)	

*European Spec. shown